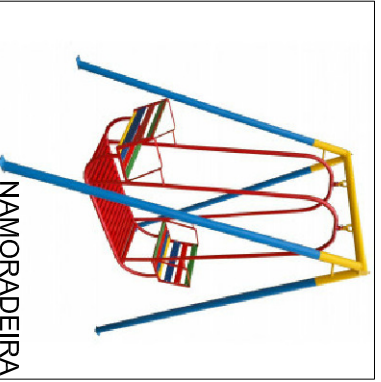


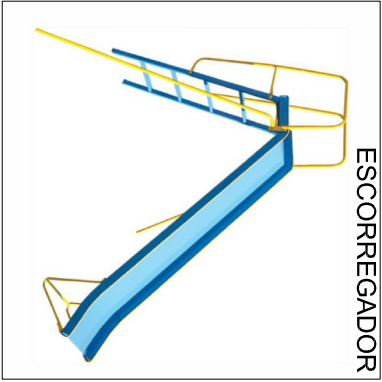








PLANTA BAIXA
A=300,00 m²
ESC.:1/50



<div><div>REPÚBLICA FEDERATIVA DO BRASIL ESTADO DO RIO GRANDE DO SUL PREFEITURA MUNICIPAL DE SOBRADINHO</div></div>		<div><div>ÁREA TOTAL: 300,00 m²</div></div>	
OBRA: PRAÇA DO PINHAL		LOCAL: RUA JOÃO OLÍMPIO RAMOS - BAIRRO PINHAL - SOBRADINHO - RS	
PREFEITURA MUNICIPAL DE SOBRADINHO:		ESCALA: INDICADA	
RESP. PROLETO: Eng. EDGAR F. SCHULTZ - CREA: 89.435		DESENHO: NATÁLIA CARNIEL	
DATA: 02		PRANÇIA	